

PARLIAMONE! LET'S TALK!

DIGITAL HANDBOOK FOR YOUTH-WORKERS:
ADDRESSING BULLYING AGAINST LGBTQIA+
INDIVIDUALS IN HIGH SCHOOLS

PROJECT REFERENCE: 2022-3-IT03-KA210-YOU-000093832

PROGRAMME: ERASMUS+

KEY ACTION: PARTNERSHIPS FOR COOPERATION AND EXCHANGES OF PRACTICES

ACTION TYPE: SMALL-SCALE PARTNERSHIPS IN YOUTH





CONTENTS:

- Introduction
- Definitions and Key Concepts
- The Context of High School
- Legislation and policies
- Cyberbullying
- Interactive Dynamics and Role Playing
- Gamification Activities
- Support Materials
 - Fact sheets
- Communication and Support Strategies
- Additional Resources

INTRODUCTION

Bullying represents a significant challenge that permeates many educational institutions, with devastating consequences for those who are victims. In high schools, a particular type of bullying that requires specific attention is directed towards LGBTQIA+ individuals. This phenomenon, known as homophobic and gender-based bullying, targets individuals based on their sexual orientation, gender identity, or gender expression. LGBTQIA+ individuals face a greater risk of experiencing discrimination, prejudice, and violence within school environments. This form of bullying not only causes immediate and tangible harm to the affected students but also has a lasting impact on their emotional, social, and academic well-being. Homophobia and transphobia can create a hostile and alienating climate, jeopardizing every student's right to an education free from discrimination. This not only limits the full development of LGBTQIA+ individuals but also harms the entire school community, hindering the creation of an inclusive and respectful learning environment. Addressing bullying against LGBTQIA+ individuals in high schools requires collective commitment. Educators, parents, students, and communities must work together to promote understanding, tolerance, and inclusion. Through education, awareness, and the implementation of anti-bullying policies, we can create an environment where all students can thrive, regardless of their sexual orientation or gender identity. This manual aims to provide socio-educational facilitators with the tools and knowledge necessary to effectively address bullying against LGBTQIA+ individuals in high schools. The guide is divided into a theoretical part, offering an in-depth understanding of the issue, and a practical part, providing activities and interactive dynamics to engage students in impactful and inclusive learning.

DEFINITIONS AND KEY CONCEPTS

GENDER IDENTITY AND SEXUAL ORIENTATION

IDENTITY OF GENDER:

Gender identity refers to the deep inner sense of being male, female, or something beyond this traditional track. It does not always coincide with the biological sex assigned at birth. In other words, a person could be assigned as a male at birth, but identify as female, or vice versa. Some people may identify as both or neither. Gender identity is a fundamental aspect of personal identity and can affect many aspects of a person's life, including social, psychological and behavioral aspects.



SEXUAL ORIENTATION:

Sexual orientation refers to the emotional, romantic, or sexual attraction that a person feels towards other individuals. It is a natural and intrinsic component of an individual. It can be heterosexual (attraction to people of a different gender), homosexual (attraction to people of the same gender), bisexual (attraction to people of both genders), pansexual (attraction regardless of gender), asexual (lack of sexual attraction), or in other forms. Sexual orientation can influence interpersonal relationships, partner choice, and one's personal identity.

It is important to emphasize that gender identity and sexual orientation are different and independent aspects. A person can have a specific gender identity and a different sexual orientation. For example, a transgender person may identify as a woman (gender identity) and may be heterosexual if attracted to men, or lesbian if attracted to other women. Respecting and recognizing the diversity of gender identities and sexual orientations is essential for creating inclusive and respectful environments for all individuals.

HOMOPHOBIA, BIPHOBIA, TRANSPHOBIA

HOMOPHOBIA:

Homophobia is the negative attitude, discrimination, or irrational fear towards homosexual individuals or non-heterosexual sexual orientations. This behavior can manifest in various forms, such as prejudice, intolerance, discrimination, social isolation, or even physical or verbal violence. Homophobia can be directed towards homosexual individuals or towards the LGBTQIA+ community as a whole.

BIPHOBIA:

Biphobia is the negative attitude, discrimination, or irrational fear towards bisexual individuals or those with a non-exclusively heterosexual or homosexual sexual orientation. Biphobia may involve biases or stereotypes regarding the fluidity of sexual and romantic attraction and can lead to exclusion or discrimination against bisexual individuals.

TRANSPHOBIA:

Transphobia is the negative attitude, discrimination, or irrational fear towards transgender individuals or people who do not identify with the gender assigned to them at birth. This can include prejudice, discrimination, contempt, or a lack of understanding towards transgender experiences and identities. Transphobia can manifest in various ways, such as not recognizing a person's self-perceived gender, misusing pronouns, or legal discriminations.

DISCRIMINATION AND PREJUDICE

DISCRIMINATION

Discrimination refers to the act of treating people unfairly or unequally based on characteristics such as race, gender, age, sexual orientation, ethnic origin, religion, or other personal attributes. This behavior can lead to disadvantaged treatment or exclusion of individuals or groups from opportunities, rights, or benefits that are available to others. Discrimination can occur in various contexts, such as the workplace, education, social interactions, or legal settings, and can take both direct (explicit) or indirect (subtle) forms.



PREJUDICE

Prejudice refers to negative or positive judgements or opinions that a person forms about an individual or group of people, often based on stereotypes, cultural or social beliefs, and not necessarily based on direct experiences or knowledge. These judgments may be irrational or not supported by concrete evidence. Prejudice can affect how people interact and relate to others, often leading to discriminatory or exclusionary behavior.

Examples of discrimination and prejudice may include workplace discrimination, where an employer might treat employees unequally based on their belonging to a specific category, or prejudice against an ethnic community based on cultural stereotypes rather than accurate information. It is important to recognize and combat discrimination and prejudice to promote social justice, equality, and the inclusion of all individuals, regardless of their personal characteristics.

INCLUSIVITY AND RESPECT

INCLUSIVITY

Inclusivity refers to the approach and practice of embracing and respecting the diversity of individuals or groups, ensuring that everyone has the opportunity to fully participate and contribute in an environment, community, or society. It means creating spaces and structures that are open, welcoming, and accessible to people with different backgrounds, characteristics, abilities, gender identities, sexual orientations, and more. Inclusivity promotes equal opportunities and acknowledges the value of each individual. An inclusive environment recognizes and respects differences and values diverse perspectives. Inclusivity goes beyond mere tolerance and involves an active commitment to eliminating barriers that might limit or exclude certain people.



RESPECT

Respect involves an attitude of consideration, courtesy, and regard towards others. It means treating people with dignity, consideration, and kindness, regardless of their differences or opinions. Respect also entails active listening, empathy, and understanding of others' needs, rights, and perspectives. Respecting others also means avoiding offensive, discriminatory, or hurtful behaviors or language. It's about creating an environment where everyone can feel accepted and valued for who they are.

Inclusivity and respect are fundamental values for promoting a fair, just, and harmonious society. When present in an environment, individuals feel encouraged to be authentic, to contribute, and to thrive together, regardless of their differences.

THE CONTEXT OF HIGH SCHOOL

Statistics and data on homophobia and gender-based bullying in high schools can vary depending on the country and the reference period.

- **FREQUENCY OF HOMOPHOBIA AND GENDER-BASED BULLYING:**

According to a study conducted by the Human Rights Campaign Foundation in the United States in 2019, 70% of LGBTQIA+ students reported experiencing verbal bullying due to their sexual orientation or gender identity. A report from the Stonewall School Report in the United Kingdom revealed that 45% of LGBTQIA+ students experienced bullying at school due to their gender identity or sexual orientation in 2017.

- **IMPACT ON STUDENTS' WELL-BEING:**

LGBTQIA+ students who experience bullying are more prone to mental health issues such as depression, anxiety, and suicidal thoughts. A study from the National School Climate Survey in the United States reported that LGBTQIA+ students facing discrimination based on sexual orientation or gender identity are more likely to have increased school absences and lower academic performance compared to their non-LGBTQIA+ peers.

- **UNDERUTILIZATION OF SUPPORT RESOURCES:**

Many victims of homophobia or gender-based bullying do not report the incident to school authorities or parents due to fear of retaliation or a lack of confidence in the effectiveness of intervention measures.

- **DEMOGRAPHIC DIFFERENCES:**

Statistics can vary depending on the region, level of urbanization, and socio-economic factors. For instance, in some rural communities, homophobia might be more pervasive due to increased cultural conservatism.

- **IMPROVEMENTS THROUGH EDUCATION AND INCLUSION:**

Schools that adopt policies and programs aimed at inclusion and awareness regarding LGBTQIA+ individuals tend to experience a reduction in instances of homophobia and gender-based bullying.

THE CONTEXT OF HIGH SCHOOL

EFFECTS OF BULLYING ON THE WELL-BEING OF LGBTQIA+ STUDENTS

Bullying has serious effects on the physical, mental, and emotional well-being of LGBTQIA+ students. Here are some of the main negative impacts:

- **Mental Health Issues:** LGBTQIA+ students experiencing bullying are more prone to mental health problems such as depression, anxiety, eating disorders, and suicidal ideation.
- **Isolation and Loneliness:** Bullying victims often feel isolated and lonely as they may fear sharing their experiences or being judged by others.
- **Low Self-Esteem and Negative Self-Worth:** Bullying can undermine the self-esteem and positive self-worth of LGBTQIA+ students, making them feel unwanted or undesirable.
- **Difficulty in Learning and School Engagement:** Students experiencing bullying may struggle to concentrate, participate in classes, and maintain good academic performance.
- **Physical Issues:** Bullying can also lead to physical health problems such as stress, headaches, gastrointestinal disorders, and sleep problems.
- **Constant Fear and Anxiety:** LGBTQIA+ students who are victims of bullying may live in constant fear and anxiety, especially when at school or in social situations.
- **Social Withdrawal and Isolation:** Some students may withdraw from social involvement and stop participating in extracurricular activities due to bullying.
- **Safety Risks:** In extreme cases, bullying can lead to situations of physical danger or the need to change schools to ensure personal safety.
- **Difficulty in Building Relationships:** Due to bullying, some LGBTQIA+ students may struggle to develop healthy and stable interpersonal relationships.
- **Long-Term Impact:** The effects of bullying can persist long-term, influencing the mental health and well-being of individuals even into adulthood.

LEGISLATION AND POLICIES

The rights and legal protections for LGBTQIA+ individuals in schools can vary from country to country and state to state. However, there are some general laws and policies that often provide specific protections for LGBTQIA+ students. Here are some examples of common rights and protections:

Laws Against Discrimination:

Many jurisdictions have laws prohibiting discrimination based on sexual orientation and gender identity in schools. These laws may forbid discrimination in education, including homophobic and gender-based bullying.

Name and Preferred Pronoun Protections:

Some jurisdictions allow transgender students to use their preferred name and pronoun, even if they do not match the gender assigned at birth. This can contribute to creating an inclusive environment.

Inclusion in Sports Activities and Extracurricular Programs:

Laws may ensure that transgender students have the right to participate in sports programs and extracurricular activities in accordance with their gender identity.

Access to Support Services and Counseling:

LGBTQIA+ students should have access to support services such as counseling or support groups that specifically address their needs.

Inclusive Teaching:

Some jurisdictions mandate the inclusion of content on gender identity, sexual orientation, and LGBTQIA+ history in the curriculum.

Protection from Unauthorized Disclosure:

Laws may prohibit school staff from disclosing a student's sexual orientation or gender identity without their consent.

Right to Establish or Join LGBTQIA+ Student Groups:

Students have the right to establish or join student groups addressing LGBTQIA+ issues, such as Gay-Straight Alliances (GSAs).

Protection from Dropout:

Schools must take measures to prevent students from dropping out due to discrimination or bullying.

LEGISLATION AND POLICIES

ANTI-BULLYING GUIDELINES AND INCLUSIVE SCHOOL POLICIES

Anti-bullying guidelines and inclusive school policies are crucial tools for creating a safe, respectful, and inclusive educational environment for all students, including those who identify as LGBTQIA+. Here are some key elements often included in such policies:

● ANTI-BULLYING GUIDELINES

1. Clear Definition of Bullying:

A clear definition of bullying, which refers to repeated harmful physical or verbal behaviors.

2. Explicit Prohibition of Bullying: A

Explicitly state the prohibition of bullying in all its forms, including homophobic, transphobic, and gender-based bullying.

3. Reporting and Intervention Procedures:

Clear guidelines on how students, staff, and parents can report cases of bullying and what actions will be taken in response.

4. Consequences for Bullies:

Specifying consequences for bullies, which may include disciplinary measures, awareness programs, and training.

5. Awareness and Training:

Awareness and training programs for students, staff, and parents to promote awareness about bullying and strategies to prevent it.


6. Support for Victims:

Provide adequate support and resources for bullying victims, which may include support groups or counseling services.

■ INCLUSIVE SCHOOL POLICIES


1. Inclusion of LGBTQIA+ Content:

The inclusion of content on gender identity, sexual orientation, and LGBTQIA+ history in the curriculum.




2. Preferred Name and Pronoun:

Procedures to allow transgender students to use their preferred name and pronoun.




3. Staff Training:

Providing training for school staff on creating an inclusive environment and supporting LGBTQIA+ students.




4. Creation of Safe Spaces:

Providing safe and inclusive spaces, such as bathrooms and changing rooms, for transgender students.




5. Promotion of Diversity and Inclusion:

Promoting events, activities, and programs that celebrate diversity and inclusion.



6. Support Groups and Support Network:

Facilitating the creation of student groups, such as GSAs, that provide a supportive and sharing environment.



CYBERBULLYING

DEFINITIONS AND FORMS OF CYBERBULLYING

WHAT IS CYBERBULLYING?


Cyberbullying is a form of bullying that occurs online or through digital means. It involves the use of technologies such as computers, cell phones, or social media to intimidate, threaten, harass, or defame an individual or a group. Cyberbullying can have serious emotional, psychological, and social consequences for the victims.



CYBERBULLYING

DEFINITIONS AND FORMS OF CYBERBULLYING

COMMON FORMS OF CYBERBULLYING



1. Online Insults or Harassment: Sending offensive messages, threats, or insults through instant messaging platforms, social media, or email.



2. Disclosure of Private or False Information: Spreading personal or false information about a person with the intention of harming their reputation.



3. Creation of Fake Profiles or Parody: Creating fake accounts or parodying an individual with the aim of defaming or humiliating them.

DEFINITIONS AND FORMS OF CYBERBULLYING

COMMON FORMS OF CYBERBULLYING



5. Sharing of Obscene or Compromising Images:

Unauthorized sharing of intimate or compromising images or videos of an individual.



6. Cyberstalking:

The continuous and unwanted monitoring of an individual's online activities, often with intimidating or threatening intentions.



7. Trolling:

Posting provocative, offensive, or irritating comments online to provoke emotional reactions from others.

DEFINITIONS AND FORMS OF CYBERBULLYING

COMMON FORMS OF CYBERBULLYING



8. Public Exposure:

Disclosing private or embarrassing information about a person publicly or on an online platform with a wide audience.



9. Psychological Manipulation:

The use of manipulative tactics to deceive or confuse a person online.



10. Harmful Viral Trends:

Engaging in online challenges or trends that are harmful or dangerous and may risk the safety or reputation of those involved.

CYBERBULLYING

STRATEGIES TO ADDRESS CYBERBULLYING

Addressing cyberbullying requires an active and collaborative approach. Here are some strategies that can be adopted:

Awareness and Recognition:

Recognizing and understanding what constitutes cyberbullying is the first step in addressing it.



Staying Calm and Not Responding with Anger:

Responding with anger or frustration can fuel bullying. It's better to stay calm and try to address the situation rationally.



Gathering Evidence:

Keeping evidence of cyberbullying, such as screenshots of messages or posts, can be helpful to document the incident and demonstrate that the behavior occurred.

Blocking or Restricting Access:

Blocking or restricting the access of the person doing the bullying can help reduce further negative interactions.



Reporting to Platforms:

Reporting the behavior to platforms or social media where the bullying occurs. Many platforms have anti-bullying policies and can take action against the perpetrators.



Involving a Trusted Adult:

If cyberbullying involves serious threats or emergency situations, it is important to involve a trusted adult, such as a parent, teacher, or counselor.

CYBERBULLYING

STRATEGIES TO ADDRESS CYBERBULLYING

Addressing cyberbullying requires an active and collaborative approach. Here are some strategies that can be adopted:

Involving the Relevant Authorities:

In severe cases of cyberbullying, it may be necessary to involve local or legal authorities.

Promoting Awareness and Education:

Raising awareness among others about the issue of cyberbullying can help create an environment where bullying is less tolerated.

Providing Emotional Support:

Offering emotional support to the victim is crucial. Providing a listening ear and understanding environment can help mitigate the effects of bullying.

Promoting a Culture of Respect and Inclusion:

Working together as a community to promote kindness, respect, and online inclusion can help prevent cyberbullying.

Involving Experts and Resources:

In some cases, it may be necessary to involve experts or professionals in the field of online safety or psychological counseling.

INTERACTIVE DYNAMICS AND ROLE PLAYING

GROUP DYNAMICS TO STIMULATE REFLECTION AND UNDERSTANDING

Here are some group dynamics that can stimulate reflection and understanding on topics such as bullying against LGBTQIA+ individuals:

- **Guided Debate:**

Arrange a structured debate where participants can express their opinions and reflect on diverse perspectives regarding LGBTQIA+ bullying.

- **Scenario Simulations:**

Develop fictional or real-based scenarios of LGBTQIA+ bullying and ask participants to analyze and propose solutions.

- **Discussion Boards:**

Ask participants to write or draw their reflections on bullying and how they can contribute to combating it.

- **Personal Stories:**

Invite members of the LGBTQIA+ community to share their experiences or testimonials regarding bullying and how they have dealt with the situation.

- **Analysis of Multimedia Material:**

Watch documentaries, videos, or read articles addressing LGBTQIA+ bullying and discuss the emotions, challenges, and solutions presented

- **Roles and Scenarios:**

Assign participants different roles (victim, bully, bystander, educator, etc.) and ask them to reflect on how they feel and what actions they can take

INTERACTIVE DYNAMICS AND ROLE PLAYING

GROUP DYNAMICS TO STIMULATE REFLECTION AND UNDERSTANDING

Here are some group dynamics that can stimulate reflection and understanding on topics such as bullying against LGBTQIA+ individuals:

- **Case Study Analysis:**
Examine real cases of LGBTQIA+ bullying and discuss the causes, effects, and potential prevention and intervention strategies.
- **Solution Brainstorming:**
Encourage participants to share creative and practical ideas on how to prevent and address LGBTQIA+ bullying.
- **Role-Playing:**
Recreating role-playing situations where participants can experience different perspectives and develop empathy.
- **Create Educational Resources:**
Encourage participants to collaborate in creating educational materials that can be used to educate others about LGBTQIA+ bullying.
- **Focus Groups:**
Organize small group discussion sessions to facilitate more intimate and in-depth conversations on the topic.

ROLE-PLAY ON BULLYING SITUATIONS AND INTERVENTION STRATEGIES

Here is an example of a role-play on LGBTQIA+ bullying situations and related intervention strategies:

Scenario:

In a high school, Marco, an openly gay student, is experiencing episodes of bullying from a group of classmates.

Participants:

Marco (the victim): The gay student experiencing bullying.

Bully/Bullies: The students perpetrating bullying against Marco.

Teacher or School Counselor: The adult responsible for addressing the situation.

Objectives:

- Marco must express his feelings and concerns regarding the bullying.
- The bully or bullies must portray the bullying behavior.
- The teacher or counselor must intervene and provide support to Marco.

ROLE-PLAY ON BULLYING SITUATIONS AND INTERVENTION STRATEGIES

Here is an example of a role-play on LGBTQIA+ bullying situations and related intervention strategies:

Scenario Unfolding:

The scenario begins:

- Marco is sitting alone in a common area of the school.
- The bully or bullies approach Marco and start making offensive and mocking comments.

Marco (the victim):

- Marco: "Hey, why are you treating me like this? I haven't done anything to deserve this."

Bully/Bullies:

- Bully: "Who cares about you and your way of living! You shouldn't even be here!"

Teacher or School Counselor:

- Teacher: (Approaching the situation) "What's going on here? Marco, can I talk to you for a moment?"

ROLE-PLAY ON BULLYING SITUATIONS AND INTERVENTION STRATEGIES

Here is an example of a role-play on LGBTQIA+ bullying situations and related intervention strategies:

Marco (the victim):

- Marco: (Addressing the teacher) "They keep making fun of me and insulting me because of my sexuality. I don't know what to do."

Teacher or School Counselor:

- Teacher: "I'm sorry you're dealing with this situation. It's important for you to know that you're not alone. We will take steps to address this issue."

Bully/Bullies:

- (The teacher or counselor intervenes to address the bully or bullies and takes appropriate action.)

Discussion and Reflection:

After the scenario, it's helpful to dedicate time to discussing and reflecting on the emotions, reactions, and intervention strategies employed. Participants can share their impressions and suggest ways to prevent and address bullying in similar situations.

INTERACTIVE DYNAMICS AND ROLE PLAYING

GAMIFICATION ACTIVITIES

Here are some ideas for fun games and activities that can encourage active participation and learning about topics such as bullying against LGBTQIA+ individuals:

1. Sensitization Role-Playing Games:

Organize role-playing games where participants can portray various bullying situations and explore respectful and inclusive solutions.

2. Interactive Quizzes:

Develop team-based quizzes on topics related to homophobia, gender-based bullying, and gender identity. Participants can compete to answer questions correctly.

3. Scavenger Hunt:

Arrange a scavenger hunt with clues or questions related to LGBTQIA+ bullying. Participants will search for answers and information within a predetermined environment.

4. Create a Collaborative Mural:

Provide artistic materials and ask participants to create a mural representing inclusion and diversity, with a focus on LGBTQIA+ individuals.

5. Team Debates:

Organize structured debates where participants can express and defend their opinions on topics related to homophobia and gender-based bullying.

6. Educational Flash Mob:

Organize an impromptu performance featuring a song or choreography that promotes inclusion and diversity. Involve all participants to make the event memorable.

7. Collective Story Building

Provide students with the beginning of a story related to LGBTQIA+ bullying and ask them to complete it in groups, encouraging creativity and reflection.

8. Telephone Game:

.Form a circle of participants and start a chain of messages regarding inclusion. Each person passes the message to the next until the last person shares it with everyone

9. "Where's the Truth?" Game:

Provide students with various statements related to homophobia and gender-based bullying, some true and some false. Ask them to identify the correct statements.

These activities are designed to be engaging and fun, while also promoting learning and reflection on important topics such as homophobia and gender-based bullying.

VISUAL, AUDIO, AND VIDEO RESOURCES TO ILLUSTRATE THE DISCUSSED CONCEPTS.

VISUAL RESOURCES:

Infographics and Posters:

Create or find infographics and posters that explain concepts related to gender identity, sexual orientation, homophobia, and gender-based bullying.

Images and Photographs:

Utilize pictures depicting diversity and inclusion within the LGBTQIA+ community.

Educational Comics:

Comics depicting stories or situations related to LGBTQIA+ bullying can be an engaging way to convey educational messages.

AUDIO RESOURCES:

Educational Podcasts:

Find podcasts that cover topics such as gender identity, sexual orientation, and LGBTQIA+ bullying.

Testimonial Recordings:

Interviews or audio recordings of LGBTQIA+ individuals sharing their experiences can be powerful educational tools

LGBTQIA+ Themed Songs:

Utilize songs by LGBTQIA+ artists or tracks that address themes of inclusion and diversity.

VIDEO RESOURCES:

Educational Short Films:

Create or find short films that depict LGBTQIA+ bullying situations and showcase intervention strategies.

Documentaries:

Find documentaries that explore stories and challenges within the LGBTQIA+ community and address bullying.

Educational Animated Videos:

Animated videos can be used to explain complex concepts in an accessible and engaging manner.

Awareness Videos:

Create awareness videos that encourage kindness, respect, and acceptance for everyone.



PRACTICAL GUIDE FOR CONDUCTING ROLE-PLAYING ACTIVITIES AND GAMES

Here is a practical guide for conducting activities and role-playing games on the topic of LGBTQIA+ bullying

1.Preparation:

- **Understanding the Group:** Understand the group's level of knowledge and sensitivity regarding LGBTQIA+ topics. Tailor activities accordingly.
- **Clear Objectives:** Define the objectives of the activity. For example, raising awareness, fostering understanding, promoting inclusivity.
- **Select the Right Activity:** Choose appropriate activities and role-playing games based on the age and maturity level of the group.

2.Explanation of the Activity:

- **Introduction:** Introduce the activity by explaining its objective and the significance of the theme being addressed.
- **Clear Rules:** Clearly communicate the game rules or guidelines for the activity.



PRACTICAL GUIDE FOR CONDUCTING ROLE-PLAYING ACTIVITIES AND GAMES

Here is a practical guide for conducting activities and role-playing games on the topic of LGBTQIA+ bullying

3.Active Engagement:

- **Encourage Participation:** Encourage all participants to contribute and express their opinions.
- **Respect Diverse Perspectives:** Foster an environment where diverse opinions are respected and listened to.

4.Group Dynamics:

- **Participant Observation:** Monitor the activity to ensure that all participants are involved and that the dynamics remain positive.
- **Guided Intervention:** Intervene if any discomfort arises or if there's a lack of adherence to the established rules.



PRACTICAL GUIDE FOR CONDUCTING ROLE-PLAYING ACTIVITIES AND GAMES

Here is a practical guide for conducting activities and role-playing games on the topic of LGBTQIA+ bullying

5. Debriefing and Reflection:

- Discussion: After the activity, facilitate a discussion about what emerged. Ask participants to share their impressions and reflections.
- Open Reflections: Encourage open reflections on the emotions and experiences that emerged during the activity.

6. Learning and Application:

- Connect to Application: Ask participants how they intend to apply what they've learned in their daily lives.
- Provide Resources: Share additional resources (articles, videos, books) to further explore the topics discussed.

7. Feedback and Evaluation:

- Gather Feedback: Ask participants to share their feedback on the activity. What did they appreciate? What could be improved?
- Assess Learning: Evaluate whether the activity's objectives were achieved and if participants gained new knowledge or perspectives.



PRACTICAL GUIDE FOR CONDUCTING ROLE-PLAYING ACTIVITIES AND GAMES

Here is a practical guide for conducting activities and role-playing games on the topic of LGBTQIA+ bullying.

8. Follow the Learning Process:

Adapt Future Activities: Use the feedback to adapt future activities and enhance the learning process.

9. Promote Inclusivity:

Ensure all activities are conducted in an inclusive and respectful environment where diverse perspectives are valued. Remember that the primary goal is to create a safe and inclusive learning environment in which participants can explore LGBTQIA+ bullying themes in an empathetic and informative manner.

EMPATHETIC AND EFFECTIVE APPROACHES TO MANAGING DELICATE SITUATIONS

Handling delicate situations, especially when dealing with sensitive topics like LGBTQIA+ bullying, requires an empathetic and effective approach. Here are some suggestions:

1.Active Listening:

- Show genuine interest in the experiences and feelings of the individuals involved.
- Ask open-ended questions to encourage sharing and ensure a complete understanding of the situation.

2.Empathy and Compassion:

- Put yourself in the shoes of the person involved to try to understand their feelings and perspectives.
- Express compassion and support, letting them know that you care about their well-being.

3.Respect and Non-Judgment:

- Accept and respect the experiences and emotions of the individuals involved without judgment.
- Avoid making assumptions or expressing judgments about people's choices or actions.

COMMUNICATION AND SUPPORT STRATEGIES

EMPATHETIC AND EFFECTIVE APPROACHES TO MANAGING DELICATE SITUATIONS

Handling delicate situations, especially when dealing with sensitive topics like LGBTQIA+ bullying, requires an empathetic and effective approach. Here are some suggestions:

4. Clarity and Effective Communication:

- Communicate in a clear and direct yet respectful manner. Use language that is understandable and non-offensive.
- Ask for feedback to ensure that you have been understood correctly.

5. Offering Support and Resources:

- Provide information about available resources, such as support groups, organizations, or professionals experienced in LGBTQIA+ matters.
- Show willingness to offer tangible assistance.

6. Maintaining Calmness:

- Stay composed even in emotionally charged situations. Your calmness can positively influence the atmosphere.

COMMUNICATION AND SUPPORT STRATEGIES

EMPATHETIC AND EFFECTIVE APPROACHES TO MANAGING DELICATE SITUATIONS

Handling delicate situations, especially when dealing with sensitive topics like LGBTQIA+ bullying, requires an empathetic and effective approach. Here are some suggestions:

7. Collaborating and Engaging Stakeholders:

- Involve the individuals concerned in the decision-making process and in seeking solutions.
- Working together can lead to more effective solutions and foster a sense of shared responsibility.

8. Being Aware of One's Limitations:

- Acknowledge when it's necessary to involve qualified professionals or specialized experts to address more complex situations.

9. Following Appropriate Procedures and Protocols:

- If you work within an organization or school, ensure adherence to established procedures for handling delicate situations.

COMMUNICATION AND SUPPORT STRATEGIES

ADVICE ON CREATING AN INCLUSIVE AND RESPECTFUL ENVIRONMENT

Creating an inclusive and respectful environment is crucial to promoting diversity and preventing bullying, especially against LGBTQIA+ individuals. Here are some practical tips:

1. Education and Training:

- Ensure that all members of the educational community understand the importance of inclusivity and receive training on LGBTQIA+ topics.

2. Clear Policies and Guidelines:

- Establish clear school policies that prohibit bullying and promote the inclusion of all students, regardless of sexual orientation or gender identity.

3. Support for Students and Families:

- Provide resources and support for LGBTQIA+ youth and their families, such as support groups, counseling, and information about available services.

COMMUNICATION AND SUPPORT STRATEGIES

ADVICE ON CREATING AN INCLUSIVE AND RESPECTFUL ENVIRONMENT

Creating an inclusive and respectful environment is crucial to promoting diversity and preventing bullying, especially against LGBTQIA+ individuals. Here are some practical tips:

4.Symbols and Visual Representations:

- Use inclusive symbols like rainbow flags or posters that celebrate diversity and promote a welcoming environment.

5.Creating Safe Spaces:

- Ensure that students have access to safe and private spaces where they can openly discuss personal experiences.

6.Inclusive Language:

- Use language that respects and reflects gender diversity, avoiding the use of offensive expressions or terms.

COMMUNICATION AND SUPPORT STRATEGIES

ADVICE ON CREATING AN INCLUSIVE AND RESPECTFUL ENVIRONMENT

Creating an inclusive and respectful environment is crucial to promoting diversity and preventing bullying, especially against LGBTQIA+ individuals. Here are some practical tips:

7.Promoting Empathy:

- Organize activities that encourage understanding and empathy among students, such as role-playing games or debates on diverse perspectives.

8.Visibility of Positive Role Models:

- Represent and celebrate positive role models and LGBTQIA+ leaders within the educational community.

9.Encouraging Open Dialogue:

- Promote open discussions on topics related to homophobia, transphobia, and gender diversity.

COMMUNICATION AND SUPPORT STRATEGIES

ADVICE ON CREATING AN INCLUSIVE AND RESPECTFUL ENVIRONMENT

Creating an inclusive and respectful environment is crucial to promoting diversity and preventing bullying, especially against LGBTQIA+ individuals. Here are some practical tips:

10. Addressing Bullying

Promptly:

- Act swiftly upon reports of bullying or discrimination, offering support to victims and implementing appropriate measures against those responsible.

11. Involving the Community:

- Engage parents, educators, students, and community members in initiatives that promote inclusivity and awareness.

12. Assess and Improve:

- Regularly review policies and initiatives to ensure their effectiveness and alignment with the community's needs.

ADDITIONAL RESOURCES

REFERENCES AND USEFUL WEBSITES.

Here are some bibliographic references and useful websites to delve into the topics of bullying against LGBTQIA+ individuals and promote inclusivity:

Bibliographic References:

- D'Augelli, A. R., & Patterson, C. J. (Eds.). (2001). *Lesbian, gay, and bisexual identities and youth: Psychological perspectives*. Oxford University Press.
- Meyer, I. H. (2003). Prejudice, social stress, and mental health in lesbian, gay, and bisexual populations: Conceptual issues and research evidence. *Psychological bulletin*, 129(5), 674.
- Rivers, I. (2011). *Homophobic bullying: Research and theoretical perspectives*. Oxford University Press.
- Kosciw, J. G., Greytak, E. A., Giga, N. M., Villenas, C., & Danischewski, D. J. (2016). *The 2015 National School Climate Survey: The experiences of lesbian, gay, bisexual, transgender, and queer youth in our nation's schools*. GLSEN.



ADDITIONAL RESOURCES

REFERENCES AND USEFUL WEBSITES.

Here are some bibliographic references and useful websites to delve into the topics of bullying against LGBTQIA+ individuals and promote inclusivity:

Websites and Online Resources:

- GLSEN (Gay, Lesbian & Straight Education Network): <https://www.glsen.org/>
An organization working to create a safe and inclusive environment for all students, regardless of sexual orientation or gender identity.
- It Gets Better Project: <https://itgetsbetter.org/>
Collection of stories and resources to support LGBTQIA+ youth and promote a more positive future.
- PFLAG (Parents, Families and Friends of Lesbians and Gays): <https://pflag.org/>
Organization that provides support, education, and advocacy for LGBTQIA+ individuals and their families and friends.





Websites and Online Resources:

- The Trevor Project: <https://www.thetrevorproject.org/>
Organization that provides support and resources for LGBTQIA+ youth in crisis.
- Teaching Tolerance: <https://www.tolerance.org/>
Educational resources to promote inclusivity and combat social injustice, including materials on gender diversity and sexual orientation.
- Advocates for Youth: <https://www.advocatesforyouth.org/>
Organization advocating for the sexual rights of youth and providing educational resources.
- Gender Diversity: <https://www.genderdiversity.org/>
Resources and support for families of transgender and gender-diverse children.

CONTACTS



<https://www.piattaformaprogetti.eu/parliamone/>



lets.talk.parliamone@gmail.com